

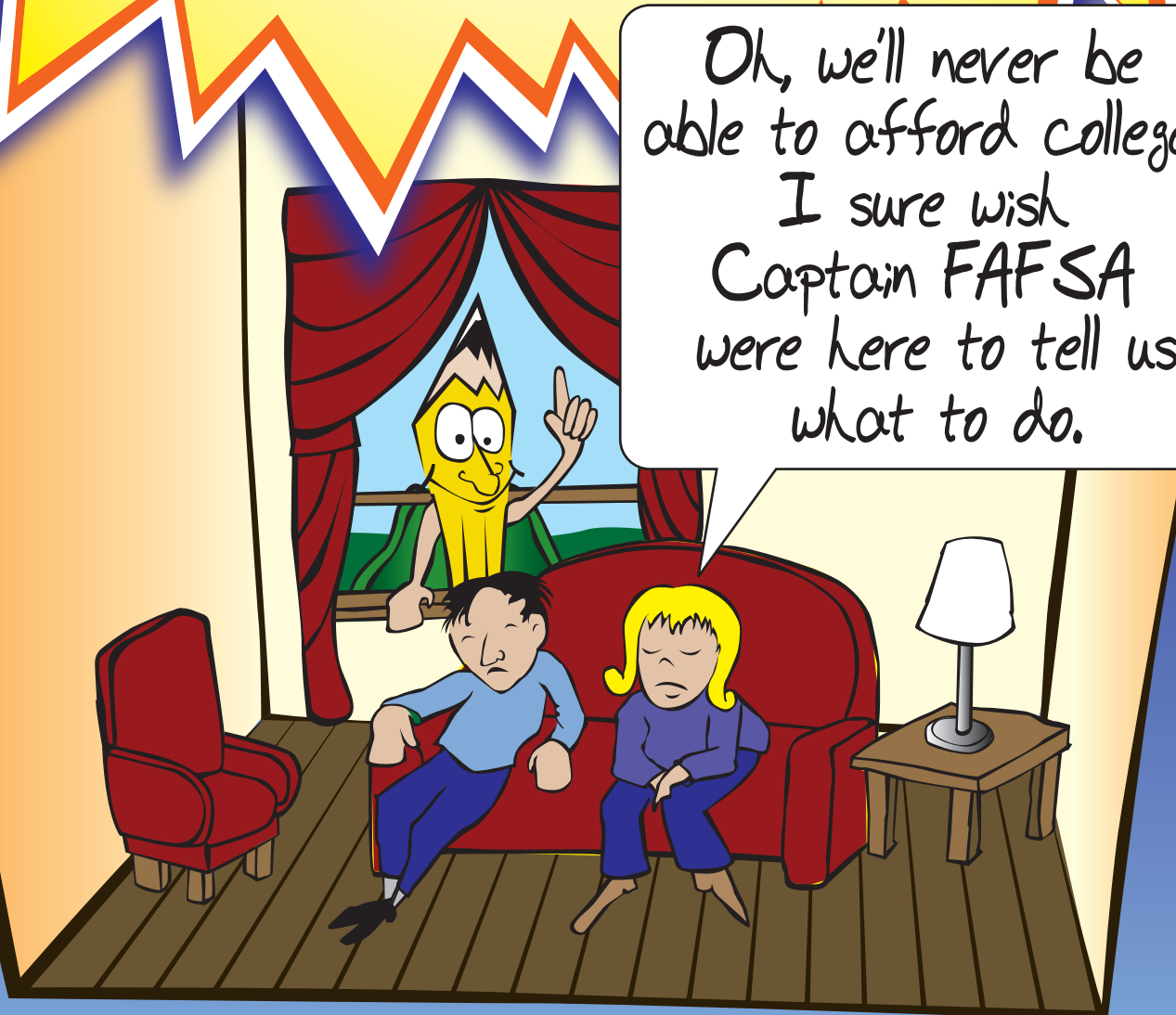


YES! You GAN go to
COLLEGE...

just ask

CAPTAIN FAFSA!

Oh, we'll never be able to afford college. I sure wish Captain FAFSA were here to tell us what to do.





HAVE NO FEAR!


Financial Aid from the Federal Government can help you pay for College Tuition. And to get ANY financial aid from colleges, you **NEED** to fill out a FAFSA!
(Free Application for Federal Student Aid)



JUST FOLLOW THESE 3 STEPS AND YOU'LL BE ON YOUR WAY!

STEP 1: EARLY NOVEMBER...APPLY FOR YOUR PIN*

*One parent needs to apply for a PIN as well (a PIN for you and a PIN for your parents)




- Go to <http://www.pin.ed.gov>
- Fill out the pin application and print out the one-page print out – at the bottom is your Certificate Number. (This is NOT your pin.) Your pin will be e-mailed to you within a few days. You and one of your parents needs to fill out separate forms in order to receive separate PINs.
- When you and your parents receive your pins, put them in a safe place where you won't lose them.

You need a PIN to apply for federal student aid and to access your U.S. Department of Education records online. Your PIN is your electronic signature and provides access to your personal records. Never give your PIN to ANYONE!

Be sure to keep your PIN in a safe place.


STEP 2: IN DECEMBER...FILL OUT A FAFSA WORKSHEET



- Go to <http://www.fafsa.ed.gov/before012.htm>
- Download and print out the FAFSA Worksheet.
- Fill out the Worksheet. You'll need to gather information such as:
Social Security number;
Driver's license numbers
Alien registration numbers
Your most recent tax returns and W-2 information
Records of social security benefits
Information on checking accounts, savings accounts, etc.

Hot Tip: Use last year's W-2 and Income Tax info to fill out your initial FAFSA. You can update your information later!

STEP 3: JANUARY 1...COMPLETE A FAFSA



- Go to <http://www.fafsa.ed.gov>
- Complete the FAFSA online using the tax return information you gathered in December – use last year's W-2 and income tax forms. (You will be able to update your tax information when it's time to verify the information – see "f" below.)
- Submit the form.
- Make sure you receive and write down or print out your confirmation number. This number tells you your application has been successfully submitted. Keep this confirmation number for your records.
- You will receive an online copy of your completed FAFSA to verify within a few weeks.
- Update your Information:** You will receive an online copy of your completed FAFSA within a few weeks. By then you will have your new W-2 forms – make the necessary updates and corrections to your application.

Financial Aid is given on a **FIRST-COME-FIRST-SERVE** BASIS. SO THE SOONER YOU COMPLETE YOUR FORM, THE BETTER YOUR CHANCES. **COMPLETE IT ON JANUARY 1.**

IMPORTANT!
DON'T WAIT UNTIL THE END OF JANUARY FOR YOUR NEW W-2 TO FILL OUT A FAFSA. FILL IT OUT ON JAN 1.

YOU AND YOUR COLLEGES WILL RECEIVE A LETTER SPECIFYING YOUR EFC (EXPECTED FAMILY CONTRIBUTION). COLLEGES WILL THEN FINALIZE YOUR FINANCIAL AID PACKAGES.